


ABST. 132337

Community assessment: A voice for people with developmental disabilities and their families



Annie Alonso-Amador, PsyD, MSW¹

Ilia Torres-Avillán, MS¹

Mario H. Rodríguez-Sánchez, PhD, MPH^{1,2}

APHA

November, 2006

Boston

(1) Institute on Developmental Disabilities (UCEDD), University of Puerto Rico, School of Public Health, PO Box 365067, San Juan, PR 00936-5067, 787-754-4377, aalonso@rcm.upr.edu

(2) School of Public Health, Health Services Administration Department, University of Puerto Rico, PO Box 365067, San Juan, PR 00936-5067, mrodriguez@rcm.upr.edu

Introduction

- ❑ Needs assessment in the developmental disabilities (DD) population in severely underserved areas facilitates the planning of services.
- ❑ The island municipalities of Vieques and Culebra in Puerto Rico represent two communities with extreme difficulties in access to services.
- ❑ This study investigated the social and health needs of the DD population and their families in Vieques and Culebra. Findings will support people with DD in obtaining the most appropriate social and health services in the least restrictive environment

Introduction

- ❑ An increasing number of families who have members with DD present the need to produce a system change in order to have easy access to comprehensive family support services.
- ❑ Individuals with DD require a broader range of services throughout their life span, assisting them to achieve independent living and employment with the most appropriate services in the least restrictive environment.

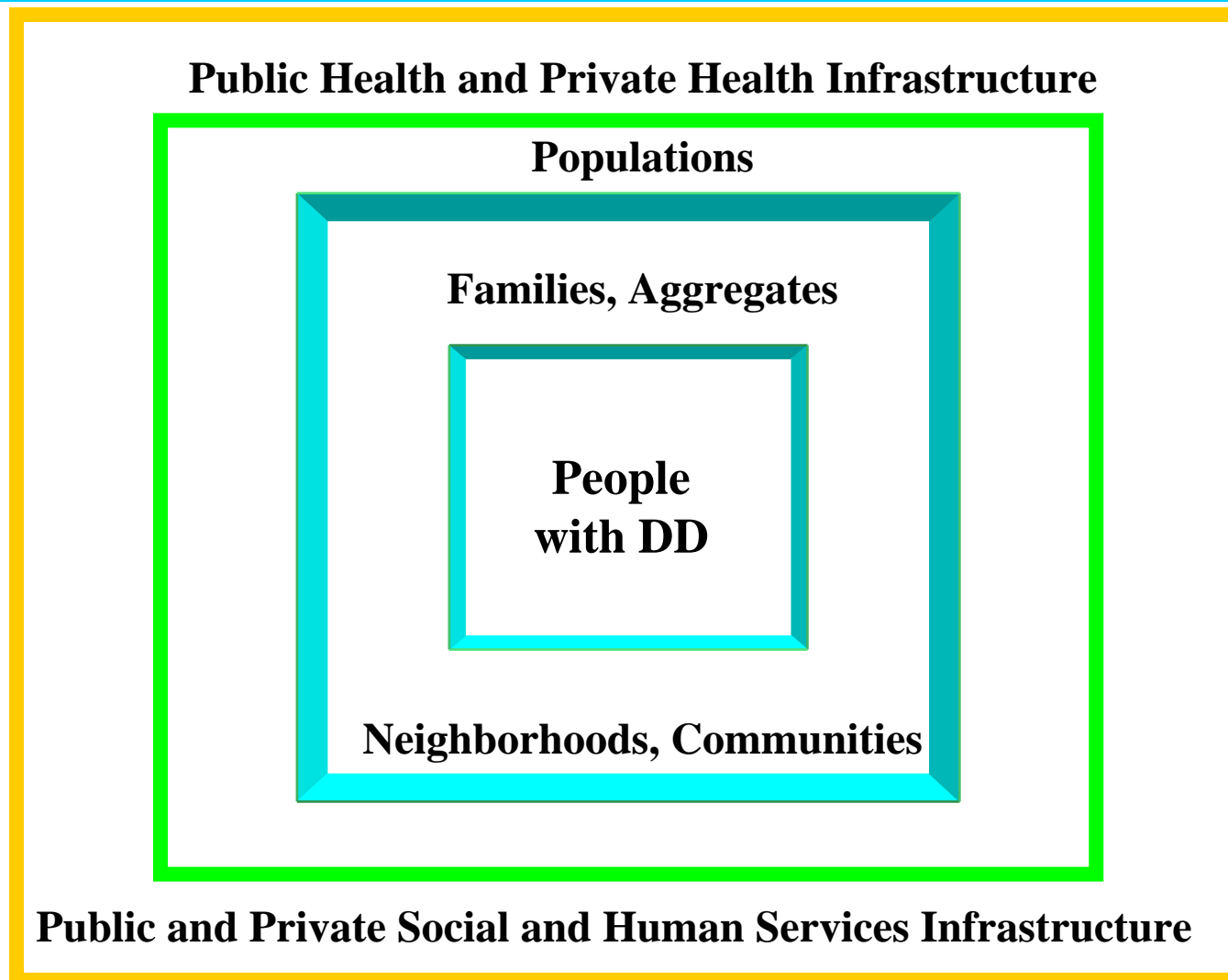
Introduction

- ❑ Family research shows that family functioning is affected by several factors such as: social context and life span.
- ❑ Study results show that social supports allow families to cope under stress, helping them to adapt to situations that challenge family organization.
- ❑ Although families with economic strains are in more emotional distress and vulnerable to crisis, the presence and acknowledgement of family and community resources help them cope in adverse situations.
- ❑ To support families it is essential to hear the families' voices about their needs and vision about the future.

Benefits of a Needs Assessment

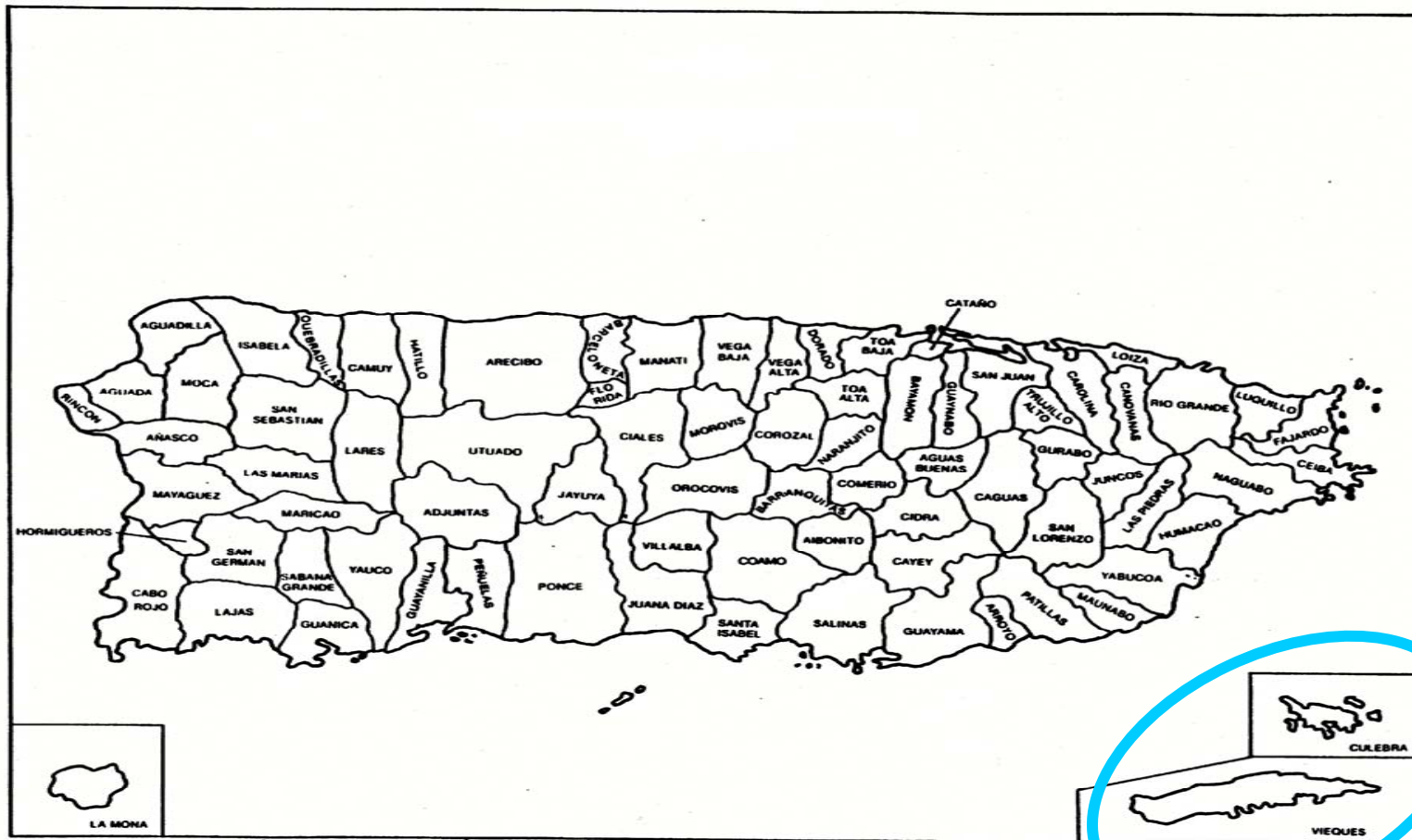
- ❑ A needs assessment makes the projects defensible, fundable and measurable.
- ❑ A needs assessment targets resources.
- ❑ A needs assessment can reenergize existing efforts.
- ❑ A needs assessment can help garner media attention.
- ❑ A needs assessment is an opportunity to take a fresh look at the problem and determine whether old programs can be scrapped and new ones begun or whether programs are working well and should be replicated.
- ❑ A needs assessment is a good strategy for involving various members of a coalition or organization in important activities.

Community Assessment Model for People with Developmental Disability



Adapted from Issel (2004)

Need Assessment Areas:



Percent of Persons with Disability five years old or older

- Percent of Persons with Disability five years old or older
 - Puerto Rico 26.8%
 - Vieques 29.5%
 - Culebra 26.7%

- Percent of Families under level of poverty
 - Puerto Rico 44.6%
 - Vieques 60.6%
- Culebra 33.0%

Source: US Census Bureau, 2000

METHODS

□ Sample

- Convenience
 - 73 families
 - 44 Vieques
 - 29 Culebra

□ Instrument

- Sociodemographic questions
- Family Needs Scale
 - (Adapted from Bailey et al. 1988)

□ Procedure

- Personal Interview

Characteristic of the Sample

Vieques

Gender

- Female 84.1 %
- Male 15.9%

Age

- < 20 years 3.7%
- 21-30 years 18.2%
- 31-40 years 20.5%
- 41-54 years 31.8%
- 55 years and older 27.3%

Culebra

Gender

- Female 89.7 %
- Male 10.3%

Age

- < 20 years 0%
- 21-30 years 17.2%
- 31-40 years 44.8%
- 41-54 years 27.6%
- 55 years and older 10.3%

Characteristic of the Sample

Vieques

Participant

- ❑ Mother 61.0%
- ❑ Father 2.0%
- ❑ Family Members 14.0%
- ❑ Persons with DD 2.0%
- ❑ Other 2.0

Health Coverage

- ❑ Medicaid Managed Care 68.2%
- ❑ Fee for Service 31.8%

Culebra

Participant

- ❑ Mother 7 2.0%
- ❑ Father 0%
- ❑ Family Members 7.0%
- ❑ Persons with DD 14.0%
- ❑ Other 4.0%

Health Coverage

- ❑ Medicaid Managed Care 66.7%
- ❑ Fee for Service 33.3%

Characteristic of the Sample

Vieques

Employment

- Full Time 21%
- Housewife 27%
- Disability 21%
- Retired 5%
- Unemployed/Partial 27%

Marital Status

- Married 45%
- Single 41%
- Other 14%

Culebra

Employment

- Full Time 48%
- Housewife 20%
- Disability 17%
- Retired 0%
- Unemployed /Partial 14%

Marital Status

- Married 31%
- Single 38%
- Other 31%

Characteristic of the Sample

Vieques

Education

- < High School 41%
- High School 41%
- > High School 18%

Income monthly

- < \$500 37%
- \$500 to 1,000 40%
- \$1,101 to 2,000 18%
- > 2,000 5%

Family Members

- Mean: 4

Culebra

Education

- < High School 54%
- High School 32%
- > High School 14%

Income monthly

- < \$500 35%
- \$500 to 1,000 39%
- \$1,101 to 2,000 22%
- > 2,000 4%

Family Members

- Mean: 4

Family Needs Survey

- ❑ Adapted from Bailey & Simeonsson, 1988
- ❑ Measure functional needs of families of children with disabilities
- ❑ Contains 35 items categorized into six subscales
- ❑ Three Response choices
 - Definitely do not need help with this
 - Not Sure
 - Definitely need help with this

RESULTS

- **Community Issues-Vieques**
- Knowledge about Community Services
 - Yes 41%
- Quality of Services for families with members with DD:
 - Excellent 9.5%
 - Good 19.0%
 - Regular 9.5%
 - Poor 42.9%
 - Do not exist 19.0%
- Believe that Families with DD members in Vieques are organized 22%
- Believe Training will promote changes in Vieques 86%

RESULTS

- ❑ **Community Issues-Culebra**
- ❑ Knowledge about Community Services
 - Yes 31%
- ❑ Quality of Services for families with members with DD:
 - Excellent 23.1%
 - Good 30.8%
 - Regular 7.7%
 - Poor 15.4%
 - Do not exist 23.1%
- ❑ Believe that Families in Culebra with DD members are organized 32.1%
- ❑ Believe Training will promote changes in Culebra 89.3%

Family Community Assessment

	<u>Mean</u>	<u>SD</u>	<u>Alfa</u>
Information	8.7	4.06	.75
Social Support	5.9	4.03	.80
Explaining to others	2.5	2.39	.73
Community Services	4.5	3.87	.78
Financial Need	5.8	4.90	.81
Family Functioning	3.4	2.80	.72

Alpha Scale Value: .90

Family Community Assessment

Percent of Families that do not need help in :

□ Information	4.1 %
□ Social Support	10.9 %
□ Explaining to others	36.0 %
□ Community Services	17.8 %
□ Financial Needs	21.0 %
□ Family Functioning	27.4 %

Logistic Regression Model

- Dependent Variable: Family Functioning

- Independent Variables:
 - Health Plan, Sex, Family members, Education, Subscales (Information, Social Support, community services, financial needs, explain to others)

- Significant Predictors
 - Social Support ($p < .021$)
 - Financial needs ($p < .017$)

Conclusion

- ❑ The population with DD presents complex family needs related to health and social services.
- ❑ Both islands are underserved communities with special planning needs related to family functionality.